



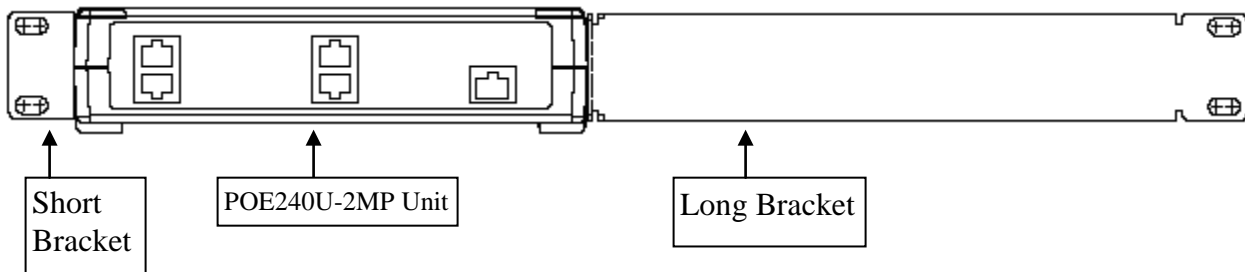
POE125U/POE240U Rack Mounting Bracket Install Up to 2 PoE Device's on a 19" Frame



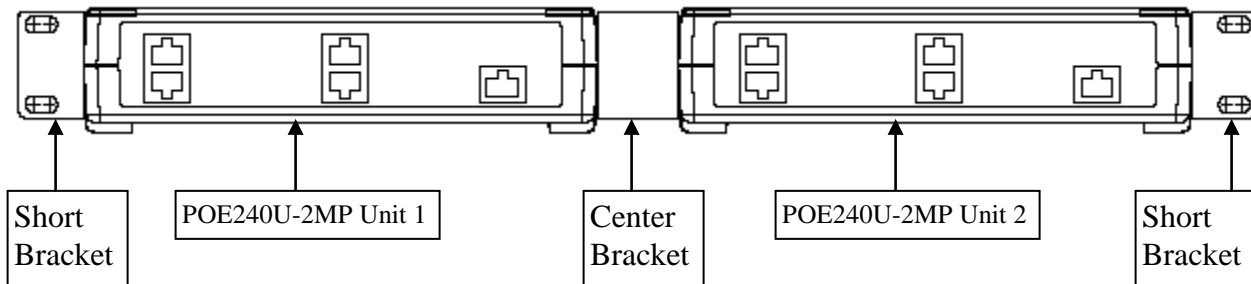
Bracket Set Up Kit Part No. POE125U-ACCY01-R

WWW.PHIHONG.COM

One Unit:



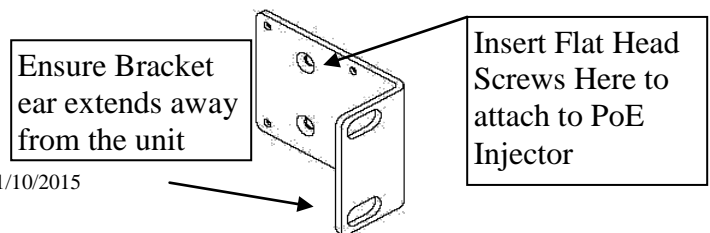
Two Units (side by side set-up):



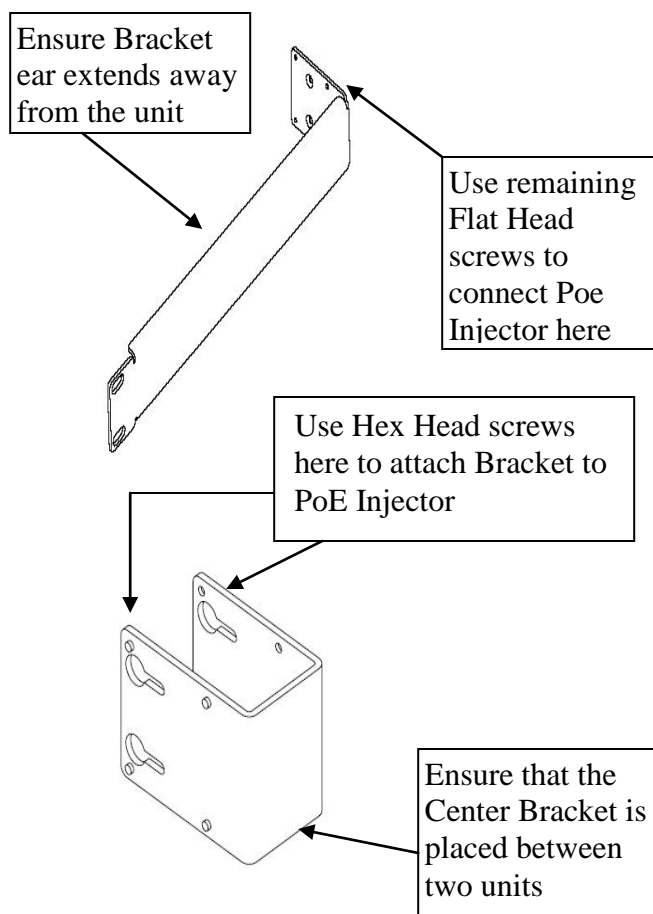
Instructions for Bracket Assembly

WWW.PHIHONG.COM

- Using the Flat Head screws (2) (561C0330102) connect the short bracket (6362040004) to one side of the POE Injector case. Ensure that the Bracket extends away from the front of the case and does not cover the façade.



- 2) For a single unit installation as pictured above use the remaining Flat Head screws (561C0330102) to attach the Long Bracket (6362040006) to the open side of the PoE Injector. For installation of two units ignore this step and go directly to step 3.
- 3) Should you be installing 2 units in the side by side set-up pictured above, add the Center Bracket (6362040005) to the other side of the PoE Injector Case using the Hex Head screws (2) (516O0330125). Now connect the second PoE Injector to the other side of the Center Bracket (6362040005) with the remaining Hex Head screws (516O0330125). Attach the other Short Bracket (6362040004) to the open side of the PoE Injector using the remaining Flat Head Screws (516C0330102).
- 4) Attach the configured assembly, either single or double unit to the rack using the hardware which came with your rack. If you need hardware for this please contact the rack manufacturer.
- 5) Maximum torque recommendations 6-9in·lb (.68-1Nm)



POE125U-ACCY01-R Rack Mounting Kit			
Part Number	Description	Location	Quantity
6362040006-XXX	Long Bracket	Bracket	1
6362040005-XXX	Center Bracket	Bracket	1
6362040004-XXX	Short Bracket	Bracket	2
561C0330102-XXX	Flat Head Screw M3x10	Screw	4
56160330125-XXX	Hex Head Screw M3x0.5Px12mm	Screw	4

POE125U-ACCY01-R Package	
Dimensions	222x118x47mm 8.74x4.65x1.85in
Weight	0.5kg/ 1.1lbs

Phihong is not responsible for any error, and reserves the right to make changes without notice. Please visit our website at www.phihong.com for the most up-to-date specifications and contact information.