



65W Desktop Adapter Series



Features

- US DoE Level VI Efficiency Compliance
- Ecodesign/ErP Lot 7 (EU) 2019/1782 Compliance
- EU CoC Ver 5 Tier 2 Compliance
- OVP, OCP, OTP, Short Circuit Protections
- Class B EMI
- Limited Power Source (LPS)
- Operating Altitude to 5,000 Meters

Applications

- Mobile Phone
- Tablet
- Networking Device
- Monitor
- Notebook



AA65x Series Specifications¹

Model		AA65W-120A-R ²	AA65U-120A-R	AA65M-120A-R ²
Output	DC Output Voltage	12.0V		
	Max Current	5.41A		
	Output Power	64.92W		
	Regulation	± 5%		
	Ripple & Noise P-P(max) ³	200mV		
Input	AC Input Voltage Range	90 to 264VAC		
	AC Input Frequency	47 to 63Hz		
	Input Current	1.4A (RMS) max at 120VAC; 1.0A (RMS) max at 240VAC		
	No Load Power Consumption at 115VAC Input	0.0621W max		
	No Load Power Consumption at 230VAC Input	0.0986W max		
	115VAC Average Efficiency ⁴	90.12%		
	230VAC Average Efficiency ⁴	90.62%		
	230VAC 10% Load Efficiency ⁴	87.7%		
Protection	Leakage Current	0.25mA MAX @254vac, 50Hz	3.5mA MAX @254vac, 50Hz	
	Over-Voltage	16V max, auto-restart		
	Short Circuit	Output can be shorted permanently without damage.		
Environmental	Over-Current	7.5A max. Auto-restart		
	Operating Temperature ⁵	-10°C to +50°C		
	Non-Operating Temperature	-20° to +75°C		
Safety Approvals and EMC	Operating Humidity	5% to 90% RH max		
	Dielectric Withstand (HI-POT)	Input to Output: 3000Vac or 4242 Vdc, 10mA for 1 minute	Input to Output: 3000Vac or 4242Vdc, 10mA, 1 minute Input to F.G.: 1500Vac or 2121Vdc, 10mA for 1 minute	
	Insulation Resistance	Input to Output: >7M ohm. 500Vdc	Input to Output: >7M ohm. 500Vdc Input to F.G.: >7M ohm. 500Vdc	
	Standards	cULus 62368-1, IEC 62368-1		
	EMI Emissions	FCC Part 15 Class B, CAN ICES-003(B)/NMB-003(B), EN 55032/CISPR 32 Class B Conducted and Radiated		
	Harmonic Current Emissions	IEC 61000-3-2		
	Voltage Fluctuations & Flicker	IEC 61000-3-3		
Mechanical	Immunity	EN 55035/CISPR 35: IEC 61000-4-2 (+/- 15kV air, +/- 8kV contact), IEC 61000-4-3, IEC 61000-4-4, IEC 61000-4-5 (+/-1kV L-L, +/-2kV L-G), IEC 61000-4-6, IEC 61000-4-8, IEC 61000-4-11		
	Dimensions (L x W x H)	125.0mm (4.92in) x 50.0mm (1.97in) x 33.5mm (1.32in)		
	Weight	240g		
	Cable Length	1200mm		
	DC Output Connector	Barrel plug 5.5mm x 2.1mm x 9.5mm		
MTBF	Input Connector	IEC 60320 C8	IEC 60320 C14	IEC 60320 C6
	1,000,000 Hrs. Min. at full load 25 degrees C ambient temperature (Telcordia Issue 2 Method I case 1)			

Model		AA65W-180A-R ²	AA65U-180A-R	AA65M-180A-R ²
Output	DC Output Voltage	18.0V		
	Max Current	3.61A		
	Output Power	64.98W		
	Regulation	± 5%		
	Ripple & Noise P-P(max) ³	200mV		
Input	AC Input Voltage Range	90 to 264VAC		
	AC Input Frequency	47 to 63Hz		
	Input Current	1.4A (RMS) max at 120VAC; 1.0A (RMS) max at 240VAC		
	No Load Power Consumption at 115VAC Input	0.0683W max		
	No Load Power Consumption at 230VAC Input	0.0816W max		
	115VAC Average Efficiency ⁴	89.1%		
	230VAC Average Efficiency ⁴	90.09%		
	230VAC 10% Load Efficiency ⁴	85.42%		
	Leakage Current	0.25mA MAX @254vac, 50Hz	3.5mA MAX @254vac, 50Hz	
Protection	Over-Voltage	25V max, auto-restart		
	Short Circuit	Output can be shorted permanently without damage.		
	Over-Current	5.0A max. Auto-restart		
Environmental	Operating Temperature ⁵	-10°C to +50°C		
	Non-Operating Temperature	-20° to +75°C		
	Operating Humidity	5% to 90% RH max		
Safety Approvals and EMC	Dielectric Withstand (HI-POT)	Input to Output: 3000Vac or 4242 Vdc, 10mA for 1 minute	Input to Output: 3000Vac or 4242Vdc, 10mA, 1 minute Input to F.G.: 1500Vac or 2121Vdc, 10mA for 1 minute	
	Insulation Resistance	Input to Output: >7M ohm. 500VDC	Input to Output: >7M ohm. 500Vdc Input to F.G.: >7M ohm. 500Vdc	
	Standards	cULus 62368-1, IEC 62368-1		
	EMI Emissions	FCC Part 15 Class B, CAN ICES-003(B)/NMB-003(B), EN 55032/CISPR 32 Class B Conducted and Radiated		
	Harmonic Current Emissions	IEC 61000-3-2		
	Voltage Fluctuations & Flicker	IEC 61000-3-3		
	Immunity	EN 55035/CISPR 35: IEC 61000-4-2 (+/- 15kV air, +/- 8kV contact), IEC 61000-4-3, IEC 61000-4-4, IEC 61000-4-5 (+/-1kV L-L, +/-2kV L-G), IEC 61000-4-6, IEC 61000-4-8, IEC 61000-4-11		
Mechanical	Dimensions (L x W x H)	125.0mm (4.92in) x 50.0mm (1.97in) x 33.5mm (1.32in)		
	Weight	240g		
	Cable Length	1500mm		
	DC Output Connector	Barrel plug 5.5mm x 2.1mm x 9.5mm		
	Input Connector	IEC 60320 C8	IEC 60320 C14	IEC 60320 C6
MTBF	1,000,000 Hrs. Min. at full load 25 degrees C ambient temperature (Telcordia Issue 2 Method I case 1)			

Model		AA65W-190A-R ²	AA65U-190A-R	AA65M-190A-R ²
Output	DC Output Voltage	19.0V		
	Max Current	3.42A		
	Output Power	64.98W		
	Regulation	± 5%		
	Ripple & Noise P-P(max) ³	200mV		
Input	AC Input Voltage Range	90 to 264VAC		
	AC Input Frequency	47 to 63Hz		
	Input Current	1.4A (RMS) max at 120VAC; 1.0A (RMS) max at 240VAC		
	No Load Power Consumption at 115VAC Input	0.0692W max		
	No Load Power Consumption at 230VAC Input	0.0822W max		
	115VAC Average Efficiency ⁴	90.42%		
	230VAC Average Efficiency ⁴	91.38%		
	230VAC 10% Load Efficiency ⁴	85.27%		
	Leakage Current	0.25mA MAX @254vac, 50Hz	3.5mA MAX @254vac, 50Hz	
Protection	Over-Voltage	25V max, auto-restart		
	Short Circuit	Output can be shorted permanently without damage.		
	Over-Current	5.0A max. Auto-restart		
Environmental	Operating Temperature ⁵	-10°C to +50°C		
	Non-Operating Temperature	-20° to +75°C		
	Operating Humidity	5% to 90% RH max		
Safety Approvals and EMC	Dielectric Withstand (HI-POT)	Input to Output: 3000Vac or 4242 Vdc, 10mA for 1 minute	Input to Output: 3000Vac or 4242Vdc, 10mA, 1 minute Input to F.G.: 1500Vac or 2121Vdc, 10mA for 1 minute	
	Insulation Resistance	Input to Output: >7M ohm. 500VDC	Input to Output: >7M ohm. 500Vdc Input to F.G.: >7M ohm. 500Vdc	
	Standards	cULus 62368-1, IEC 62368-1		
	EMI Emissions	FCC Part 15 Class B, CAN ICES-003(B)/NMB-003(B), EN 55032/CISPR 32 Class B Conducted and Radiated		
	Harmonic Current Emissions	IEC 61000-3-2		
	Voltage Fluctuations & Flicker	IEC 61000-3-3		
	Immunity	EN 55035/CISPR 35: IEC 61000-4-2 (+/- 15kV air, +/- 8kV contact), IEC 61000-4-3, IEC 61000-4-4, IEC 61000-4-5 (+/-1kV L-L, +/-2kV L-G), IEC 61000-4-6, IEC 61000-4-8, IEC 61000-4-11		
Mechanical	Dimensions (L x W x H)	125.0mm (4.92in) x 50.0mm (1.97in) x 33.5mm (1.32in)		
	Weight	240g		
	Cable Length	1500mm		
	DC Output Connector	Barrel plug 5.5mm x 2.1mm x 9.5mm		
	Input Connector	IEC 60320 C8	IEC 60320 C14	IEC 60320 C6
MTBF	1,000,000 Hrs. Min. at full load 25 degrees C ambient temperature (Telcordia Issue 2 Method I case 1)			

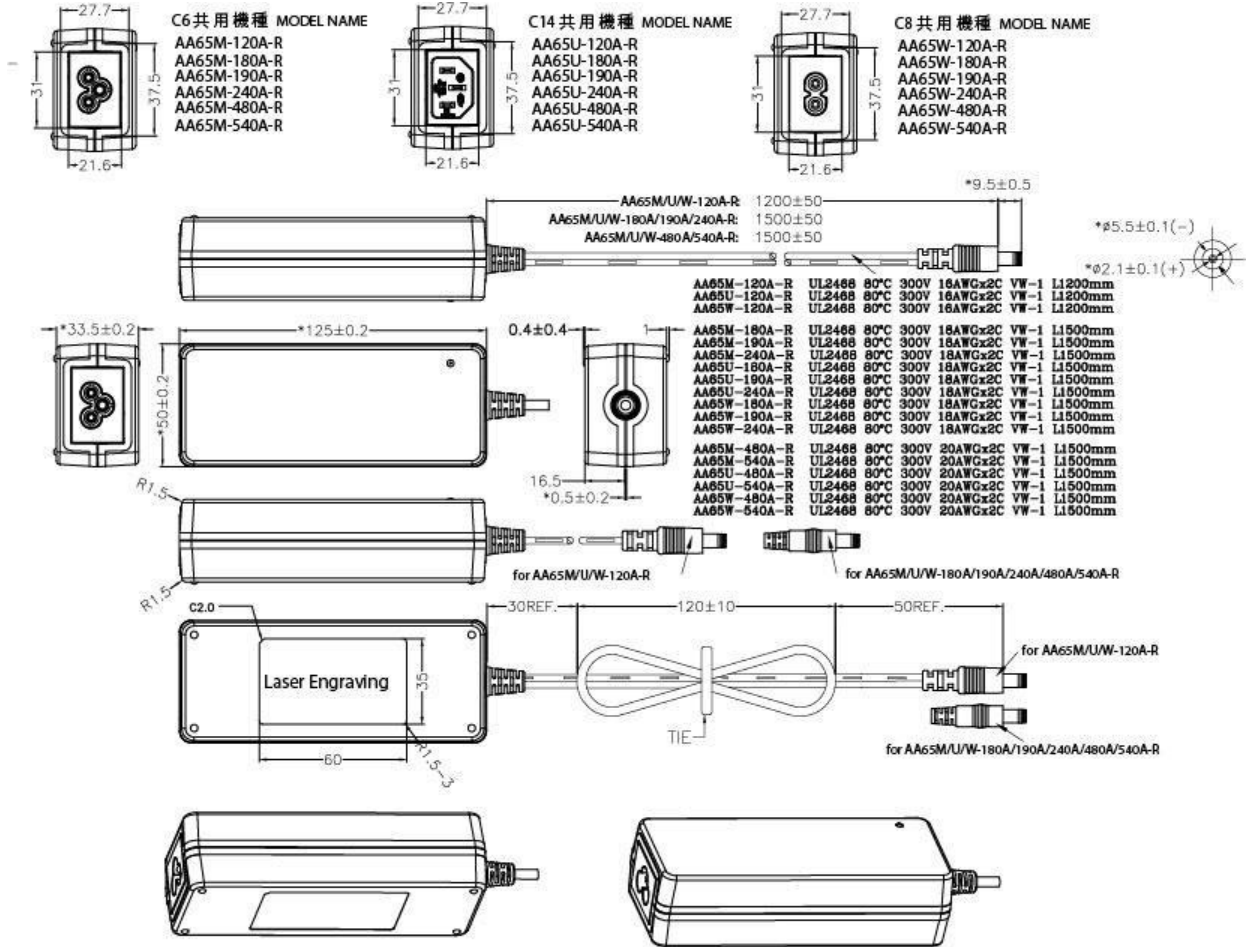
Model		AA65W-240A-R ²	AA65U-240A-R	AA65M-240A-R ²
Output	DC Output Voltage	24.0V		
	Max Current	2.7A		
	Output Power	64.8W		
	Regulation	± 5%		
	Ripple & Noise P-P(max) ³	240mV		
Input	AC Input Voltage Range	90 to 264VAC		
	AC Input Frequency	47 to 63Hz		
	Input Current	1.4A (RMS) max at 120VAC; 0.8A (RMS) max at 240VAC		
	No Load Power Consumption at 115VAC Input	0.0551W max		
	No Load Power Consumption at 230VAC Input	0.1275W max		
	115VAC Average Efficiency ⁴	91.03%		
	230VAC Average Efficiency ⁴	91.55%		
	230VAC 10% Load Efficiency ⁴	87.76%		
	Leakage Current	0.25mA max @254vac, 50Hz	3.5mA MAX @254vac, 50Hz	
Protection	Over-Voltage	35V max, auto-restart		
	Short Circuit	Output can be shorted permanently without damage.		
	Over-Current	3.8A max. Auto-restart		
Environmental	Operating Temperature ⁵	-10°C to +50°C		
	Non-Operating Temperature	-20° to +75°C		
	Operating Humidity	5% to 90% RH max		
Safety Approvals and EMC	Dielectric Withstand (HI-POT)	Input to Output: 3000Vac or 4242 Vdc, 10mA for 1 minute	Input to Output: 3000Vac or 4242Vdc, 10mA, 1 minute Input to F.G.: 1500Vac or 2121Vdc, 10mA for 1 minute	
	Insulation Resistance	Input to Output: >7M ohm. 500VDC	Input to Output: >7M ohm. 500Vdc Input to F.G.: >7M ohm. 500Vdc	
	Standards	cULus 62368-1, IEC 62368-1		
	EMI Emissions	FCC Part 15 Class B, CAN ICES-003(B)/NMB-003(B), EN 55032/CISPR 32 Class B Conducted and Radiated		
	Harmonic Current Emissions	IEC 61000-3-2		
	Voltage Fluctuations & Flicker	IEC 61000-3-3		
	Immunity	EN 55035/CISPR 35: IEC 61000-4-2 (+/- 15kV air, +/- 8kV contact), IEC 61000-4-3, IEC 61000-4-4, IEC 61000-4-5 (+/-1kV L-L, +/-2kV L-G), IEC 61000-4-6, IEC 61000-4-8, IEC 61000-4-11		
Mechanical	Dimensions (L x W x H)	125.0mm (4.92in) x 50.0mm (1.97in) x 33.5mm (1.32in)		
	Weight	240g		
	Cable Length	1500mm		
	DC Output Connector	Barrel plug 5.5mm x 2.1mm x 9.5mm		
	Input Connector	IEC 60320 C8	IEC 60320 C14	IEC 60320 C6
MTBF	1,000,000 Hrs. Min. at full load 25 degrees C ambient temperature (Telcordia Issue 2 Method I case 1)			

Model		AA65W-480A-R ²	AA65U-480A-R	AA65M-480A-R ²
Output	DC Output Voltage	48.0V		
	Max Current	1.35A		
	Output Power	64.8W		
	Regulation	± 5%		
	Ripple & Noise P-P(max) ³	480mV		
Input	AC Input Voltage Range	90 to 264VAC		
	AC Input Frequency	47 to 63Hz		
	Input Current	1.4A (RMS) max at 120VAC; 1.0A (RMS) max at 240VAC		
	No Load Power Consumption at 115VAC Input	0.0909W max		
	No Load Power Consumption at 230VAC Input	0.1145W max		
	115VAC Average Efficiency ⁴	91.18%		
	230VAC Average Efficiency ⁴	91.52%		
	230VAC 10% Load Efficiency ⁴	85.86%		
	Leakage Current	0.25mA max @254vac, 50Hz	3.5mA MAX @254vac, 50Hz	
Protection	Over-Voltage	60V max, auto-restart		
	Short Circuit	Output can be shorted permanently without damage.		
	Over-Current	2.0A max. Auto-restart		
Environmental	Operating Temperature ⁴	-10°C to +50°C		
	Non-Operating Temperature	-20° to +75°C		
	Operating Humidity	5% to 90% RH max		
Safety Approvals and EMC	Dielectric Withstand (HI-POT)	Input to Output: 3000Vac or 4242 Vdc, 10mA for 1 minute	Input to Output: 3000Vac or 4242Vdc, 10mA, 1 minute Input to F.G.: 1500Vac or 2121Vdc, 10mA for 1 minute	
	Insulation Resistance	Input to Output: >7M ohm. 500VDC	Input to Output: >7M ohm. 500Vdc Input to F.G.: >7M ohm. 500Vdc	
	Standards	cULus 62368-1, IEC 62368-1		
	EMI Emissions	FCC Part 15 Class B, CAN ICES-003(B)/NMB-003(B), EN 55032/CISPR 32 Class B Conducted and Radiated		
	Harmonic Current Emissions	IEC 61000-3-2		
	Voltage Fluctuations & Flicker	IEC 61000-3-3		
	Immunity	EN 55035/CISPR 35: IEC 61000-4-2 (+/- 15kV air, +/- 8kV contact), IEC 61000-4-3, IEC 61000-4-4, IEC 61000-4-5 (+/-1kV L-L, +/-2kV L-G), IEC 61000-4-6, IEC 61000-4-8, IEC 61000-4-11		
Mechanical	Dimensions (L x W x H)	125.0mm (4.92in) x 50.0mm (1.97in) x 33.5mm (1.32in)		
	Weight	240g		
	Cable Length	1500mm		
	DC Output Connector	Barrel plug 5.5mm x 2.1mm x 9.5mm		
	Input Connector	IEC 60320 C8	IEC 60320 C14	IEC 60320 C6
MTBF	1,000,000 Hrs. Min. at full load 25 degrees C ambient temperature (Telcordia Issue 2 Method I case 1)			

Model		AA65W-540A-R ²	AA65U-540A-R	AA65M-540A-R ²
Output	DC Output Voltage	54.0V		
	Max Current	1.20A		
	Output Power	64.8W		
	Regulation	± 5%		
	Ripple & Noise P-P(max) ³	540mV		
Input	AC Input Voltage Range	90 to 264VAC		
	AC Input Frequency	47 to 63Hz		
	Input Current	1.4A (RMS) max at 120VAC; 1.0A (RMS) max at 240VAC		
	No Load Power Consumption at 115VAC Input	0.1015W max		
	No Load Power Consumption at 230VAC Input	0.1162W max		
	115VAC Average Efficiency ⁴	91.33%		
	230VAC Average Efficiency ⁴	91.05%		
	230VAC 10% Load Efficiency ⁴	84.14%		
	Leakage Current	0.25mA max @254vac, 50Hz	3.5mA MAX @254vac, 50Hz	
Protection	Over-Voltage	60V max, auto-restart		
	Short Circuit	Output can be shorted permanently without damage.		
	Over-Current	2.0A max. Auto-restart		
Environmental	Operating Temperature ⁵	-10°C to +50°C		
	Non-Operating Temperature	-20° to +75°C		
	Operating Humidity	5% to 90% RH max		
Safety Approvals and EMC	Dielectric Withstand (HI-POT)	Input to Output: 3000Vac or 4242 Vdc, 10mA for 1 minute	Input to Output: 3000Vac or 4242Vdc, 10mA, 1 minute Input to F.G.: 1500Vac or 2121 Vdc, 10mA for 1 minute	
	Insulation Resistance	Input to Output: >7M ohm. 500VDC	Input to Output: >7M ohm. 500Vdc Input to F.G.: >7M ohm. 500Vdc	
	Standards	cULus 62368-1, IEC 62368-1		
	EMI Emissions	FCC Part 15 Class B, CAN ICES-003(B)/NMB-003(B), EN 55032/CISPR 32 Class B Conducted and Radiated		
	Harmonic Current Emissions	IEC 61000-3-2		
	Voltage Fluctuations & Flicker	IEC 61000-3-3		
	Immunity	EN 55035/CISPR 35: IEC 61000-4-2 (+/- 15kV air, +/- 8kV contact), IEC 61000-4-3, IEC 61000-4-4, IEC 61000-4-5 (+/-1kV L-L, +/-2kV L-G), IEC 61000-4-6, IEC 61000-4-8, IEC 61000-4-11		
Mechanical	Dimensions (L x W x H)	125.0mm (4.92in) x 50.0mm (1.97in) x 33.5mm (1.32in)		
	Weight	240g		
	Cable Length	1500mm		
	DC Output Connector	Barrel plug 5.5mm x 2.1mm x 9.5mm		
	Input Connector	IEC 60320 C8	IEC 60320 C14	IEC 60320 C6
MTBF	1,000,000 Hrs. Min. at full load 25 degrees C ambient temperature (Telcordia Issue 2 Method I case 1)			
Notes	<ol style="list-style-type: none"> The specifications defined are at ambient temperature of 25°C, unless otherwise specified. Special order MOQ. 20MHz bandwidth frequency oscilloscope, add a 0.1µF multilayer Cap. and Low ESR Electrolytic Cap. (10µF) at output connector terminals (nominal line voltage, full load). Efficiency is measured after 30 minutes burn-in. Refer to derating curve. 			

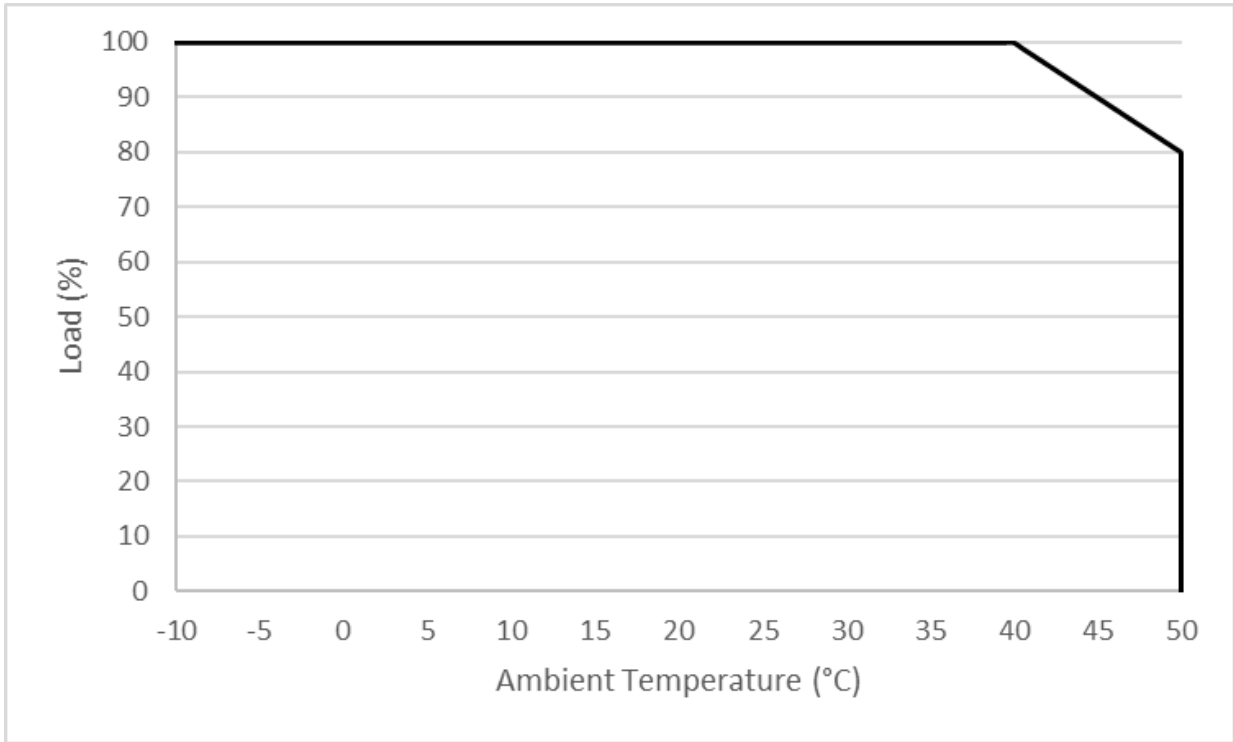


Outline Drawing: mm





AA65x Series Derating Curve





**Supplier's Declaration of Conformity
47 CFR § 2.1077 Compliance Information**

Models:

AA65M-120A-R, AA65M-180A-R, AA65M-190A-R, AA65M-240A-R, AA65M-480A-R, AA65M-540A-R
AA65U-120A-R, AA65U-180A-R, AA65U-190A-R, AA65U-240A-R, AA65U-480A-R, AA65U-540A-R
AA65W-120A-R, AA65W-180A-R, AA65W-190A-R, AA65W-240A-R, AA65W-480A-R, AA65W-540A-R

Phihong USA Corporation
47800 Fremont Boulevard
Fremont, CA 94538
Telephone: (510) 445-0100
www.phihong.com

These devices comply with part 15 of the FCC Rules. Operation is subject to the following two conditions: (1) This device may not cause harmful interference, and (2) this device must accept any interference received, including interference that may cause undesired operation.






AA65W Line Cords Sold Separately

Model		AC15WNA-R	AC15WEU-R	AC15WUK-R
Specifications	Plug Type	North America NEMA 1-15P	Continental Europe CEE 7XVI	United Kingdom BS 1363
	Connector	IEC320 C7	IEC320 C7	IEC320 C7
	Wire Size	18 AWG	0.75mm	0.75mm
	Temperature	60°C	60°C	60 °C
	Amperage Rating	7A	2.5A	2.5A
	Voltage Rating	125V	250V	250V
	Cable Length	1830mm	1830mm	1830mm
Safety Approvals		CSA; UL	CEBEC; DEMKO; DVE; FIMKO; GOST; IMQ; KEMA; NEMKO; NF; OVE; SEMKO; SEV	BSI; Safety Mark
Photos				



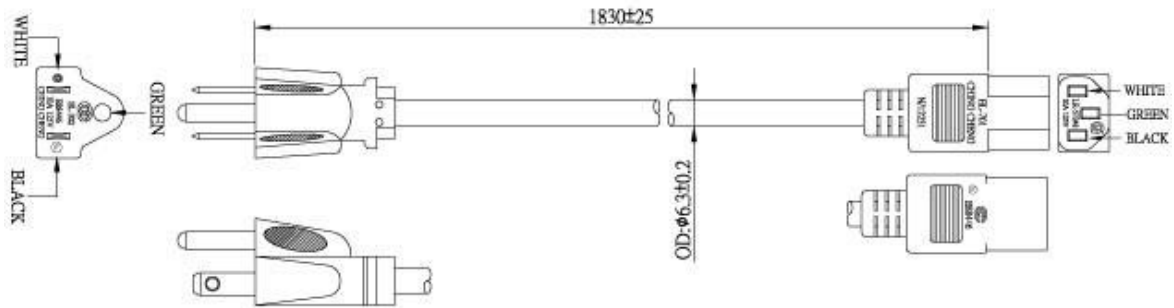
AA65U Line Cords Sold Separately

Model		AC30UNA-R	AC30UEU-R	AC30UUK-R
Specifications	Plug Type	North America NEMA 5-15P	Continental Europe CEE 7VIII	United Kingdom BS 1363
	Connector	IEC320 C13	IEC320 C13	IEC320 C13
	Wire Size	18 AWG	0.75mm	1.0mm
	Temperature	60°C	70°C	70 °C
	Amperage Rating	10A	6A	10A
	Voltage Rating	125V	250V	250V
	Cable Length	1830mm	1830mm	2500mm
Safety Approvals		CSA; UL	CEBEC; DEMKO; DVE; FIMKO; GOST; IMQ; KEMA; NEMKO; NF; OVE; SEMKO	BSI; Safety Mark
Photos				

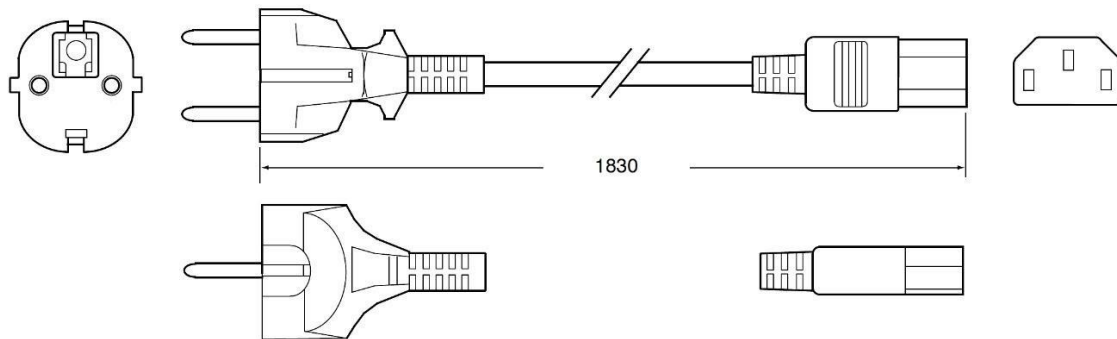


AA65U Line Cords Outline Drawings

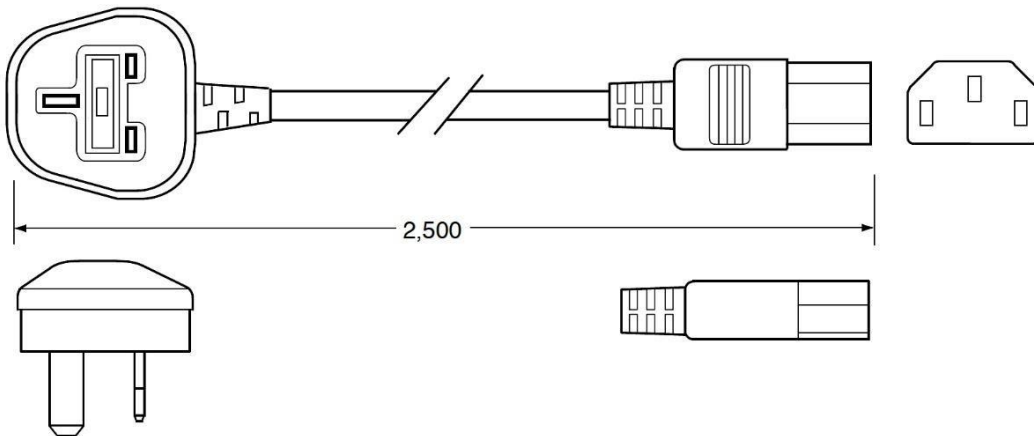
AC30UNA-R



AC30UEU-R




AC30UUK-R





AA65M Line Cords Sold Separately

Model		AC30MNA-R
Specifications	Plug Type	North America NEMA 5-15P
	Connector	IEC320 C6
	Wire Size	18 AWG
	Temperature	60°C
	Amperage Rating	7A
	Voltage Rating	125V
	Cable Length	1829mm
Safety Approvals		CSA; UL
Photos		



AA65M Line Cords Outline Drawings

